

Road Safety and Travel Awareness  
Council House,  
Mary Stevens Park,  
Stourbridge,  
West Midlands.  
DY8 2AA



Telephone 01384 815433

---

## **Summary of Road Accident Statistics – Dudley MBC**

One of our main roles is to reduce the number and severity of road traffic casualties that occur. We do this through education, publicity and training.

A summary of the casualties within Dudley MBC for 2009 is provided below.

National statistics regarding all aspects of road transport (including road traffic casualties) can be obtained from the National Statistics website (<http://www.ons.gov.uk/ons/taxonomy/index.html?nscl=Travel+and+Transport>)

---

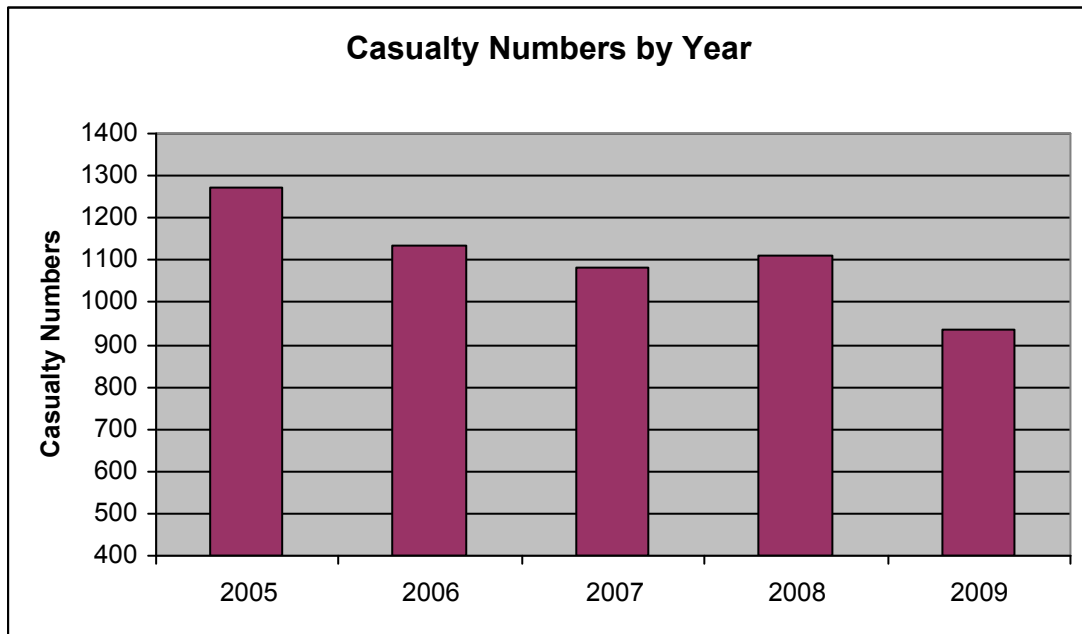
- 1. Casualty Numbers by Year**
- 2. 2009 Casualty Numbers by Age Group**
- 3. 2009 Casualty Numbers by Class**
- 4. 2009 Casualty Numbers by Severity**
- 5. Child Casualty Numbers by Year**
- 6. 2009 Child Casualty Numbers by Class**



**Road Safety and Travel Awareness Team  
Council House, Mary Stevens Park, Stourbridge, DY8 2AA**

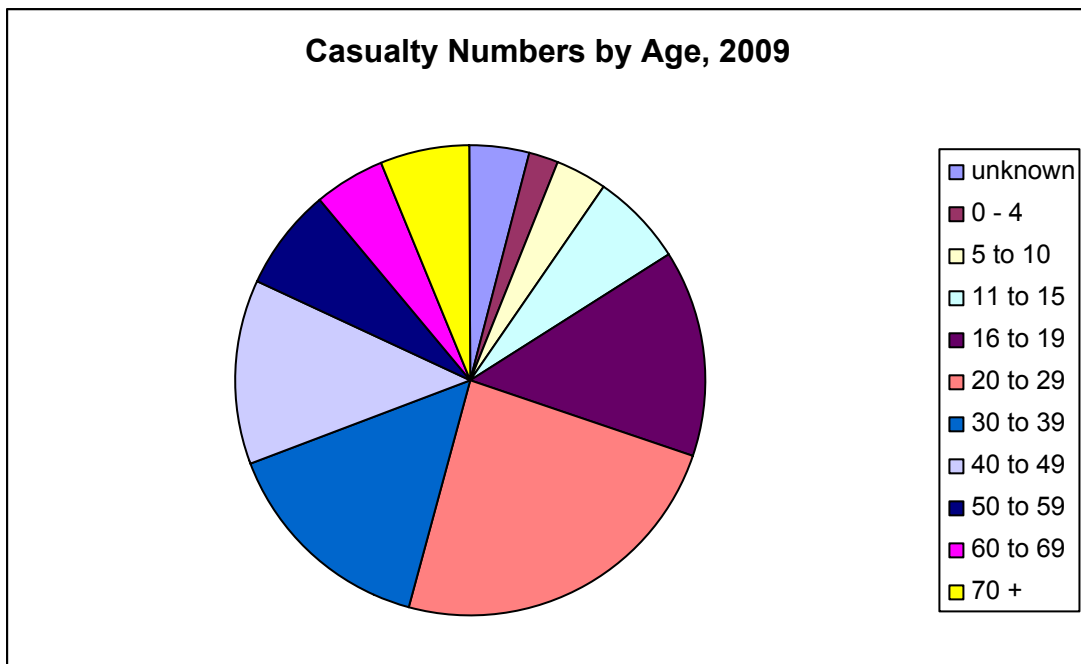
## 1. Casualty Numbers by Year

Year	Casualty Numbers
2005	1273
2006	1176
2007	1083
2008	1109
2009	936



## 2. 2009 Casualty Numbers by Age Group

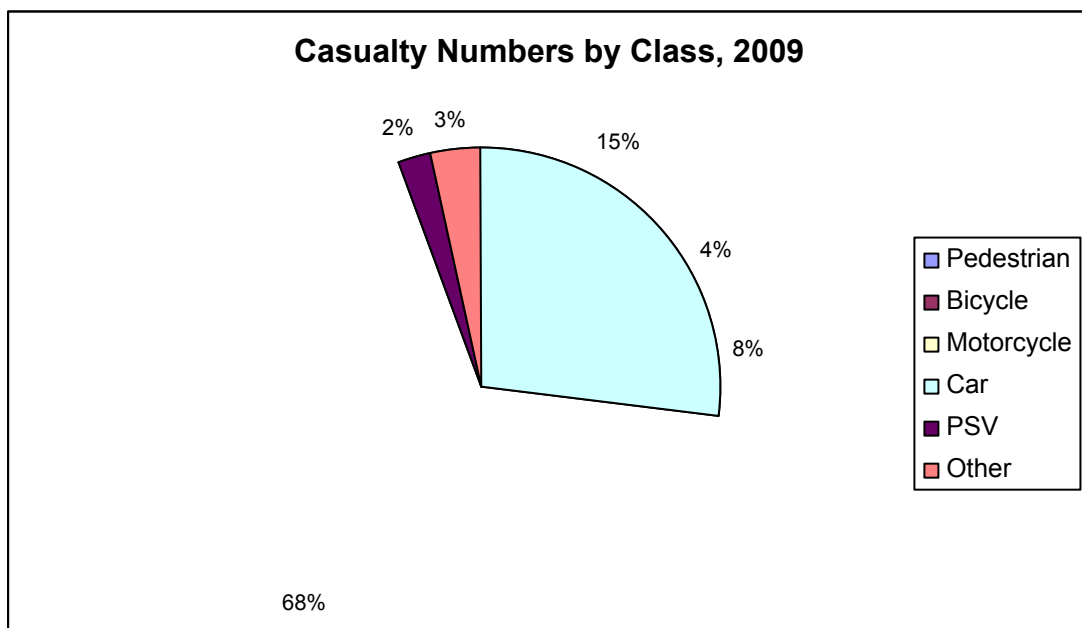
Age Group (years)	Casualty Numbers
Unknown	40
0 – 4	16
5-9	34
10-15	61
16-19	133
20-29	224
30-39	140
40-49	118
50-59	66
60-69	48
70+	56
<b>Total</b>	<b>936</b>



### 3. 2009 Casualty Numbers by Class

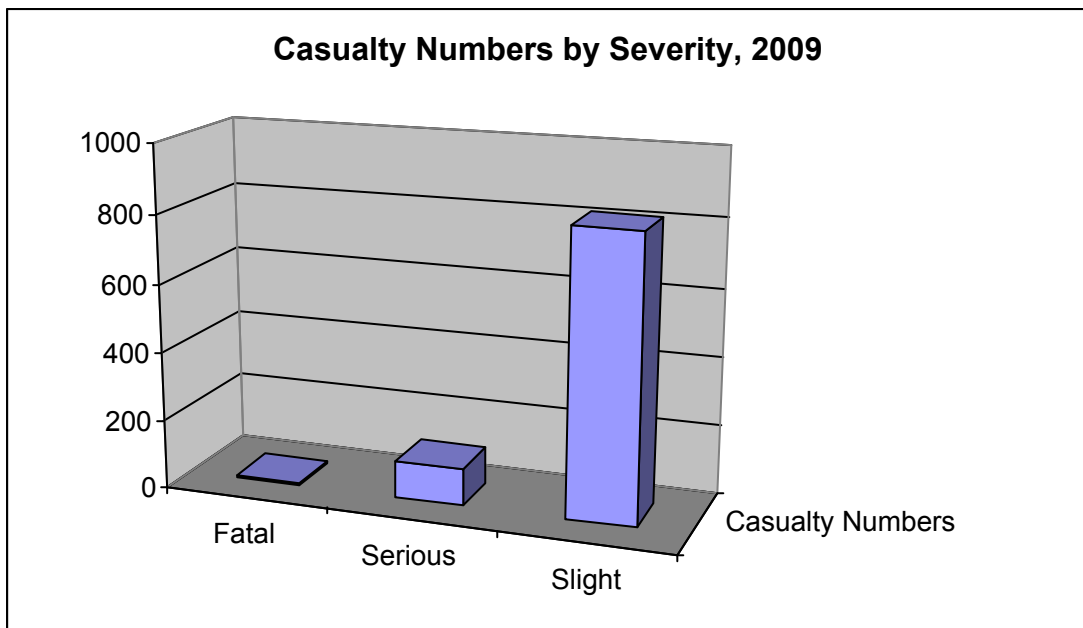
note Public Service Vehicle (PSV)

Class	Casualty Numbers
Pedestrian	160
Bicycle	45
Motorcycle	89
Car	740
PSV	26
Other	36



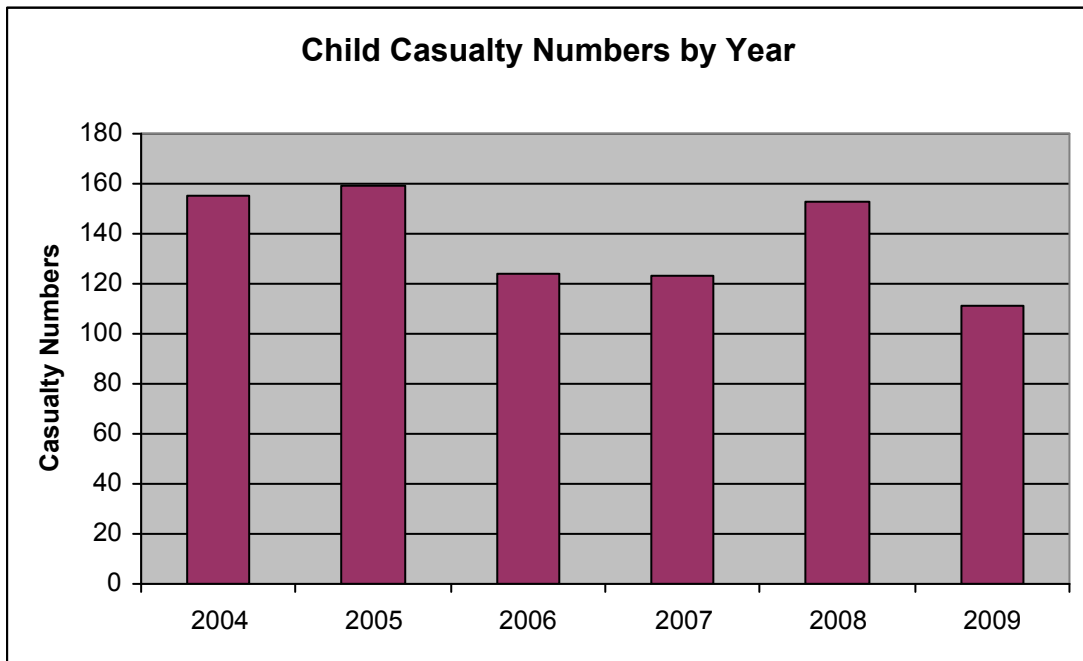
#### 4. 2009 Casualty Numbers by Severity

Severity	Casualty Numbers
Fatal	5
Serious	109
Slight	822



## 5. Child Casualty Numbers by Year

Year	Child Casualty Numbers
2004	155
2005	159
2006	124
2007	123
2008	153
2009	111



## 6. 2009 Child Casualty Numbers by Class

Class	Child Casualty Numbers
Pedestrian	54
Bicycle	20
Motorcycle	1
Car	34
PSV	2
Other	0

