

Road Safety and Travel Awareness
Council House,
Mary Stevens Park,
Stourbridge,
West Midlands.
DY8 2AA



Telephone 01384 815433

Summary of Road Accident Statistics – Dudley MBC

One of our main roles is to reduce the number and severity of road traffic casualties that occur. We do this through education, publicity and training.

A summary of the casualties within Dudley MBC for 2010 is provided below.

National statistics regarding all aspects of road transport (including road traffic casualties) can be obtained from the National Statistics website (<http://www.ons.gov.uk/ons/taxonomy/index.html?nscl=Travel+and+Transport>)

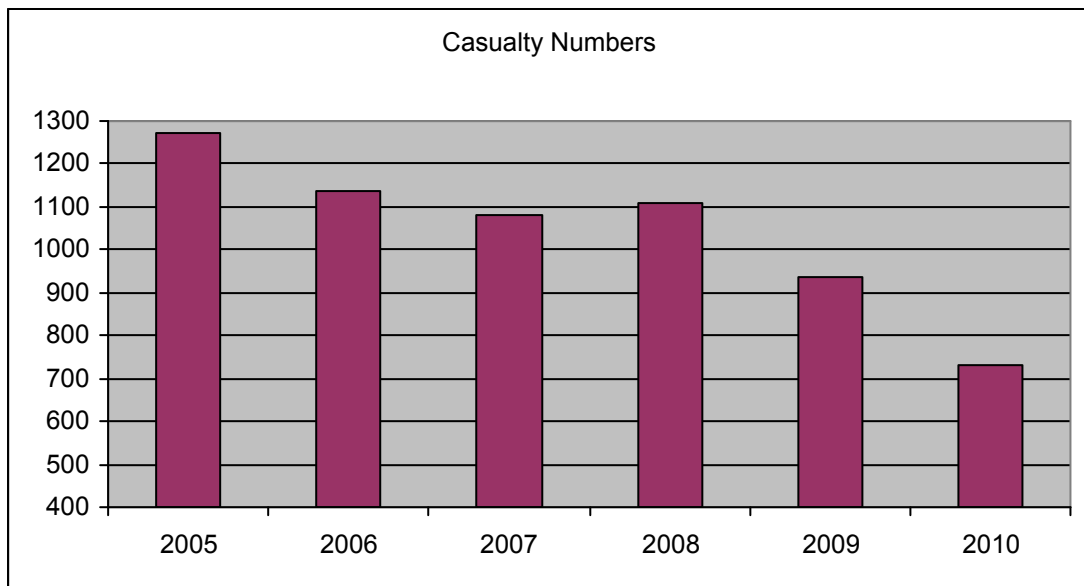
- 1. Casualty Numbers by Year**
- 2. 2010 Casualty Numbers by Age Group**
- 3. 2010 Casualty Numbers by Class**
- 4. 2010 Casualty Numbers by Severity**
- 5. Child Casualty Numbers by Year**
- 6. 2010 Child Casualty Numbers by Class**



Road Safety and Travel Awareness Team
Council House, Mary Stevens Park, Stourbridge, DY8 2AA

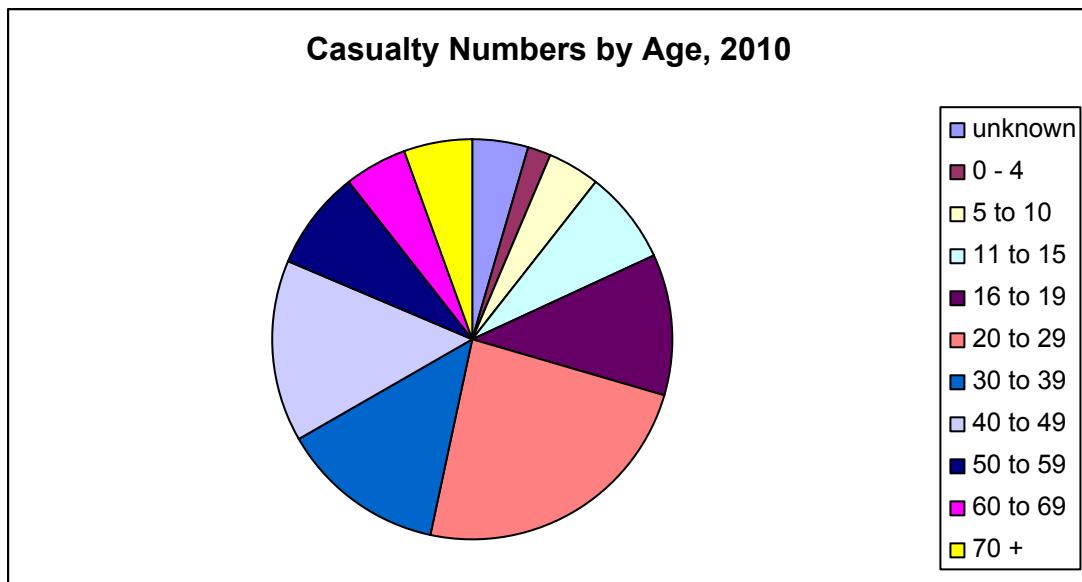
1. Casualty Numbers by Year

| Year | Casualty Numbers |
|------|------------------|
| 2005 | 1273 |
| 2006 | 1176 |
| 2007 | 1083 |
| 2008 | 1109 |
| 2009 | 936 |
| 2010 | 731 |



2. 2010 Casualty Numbers by Age Group

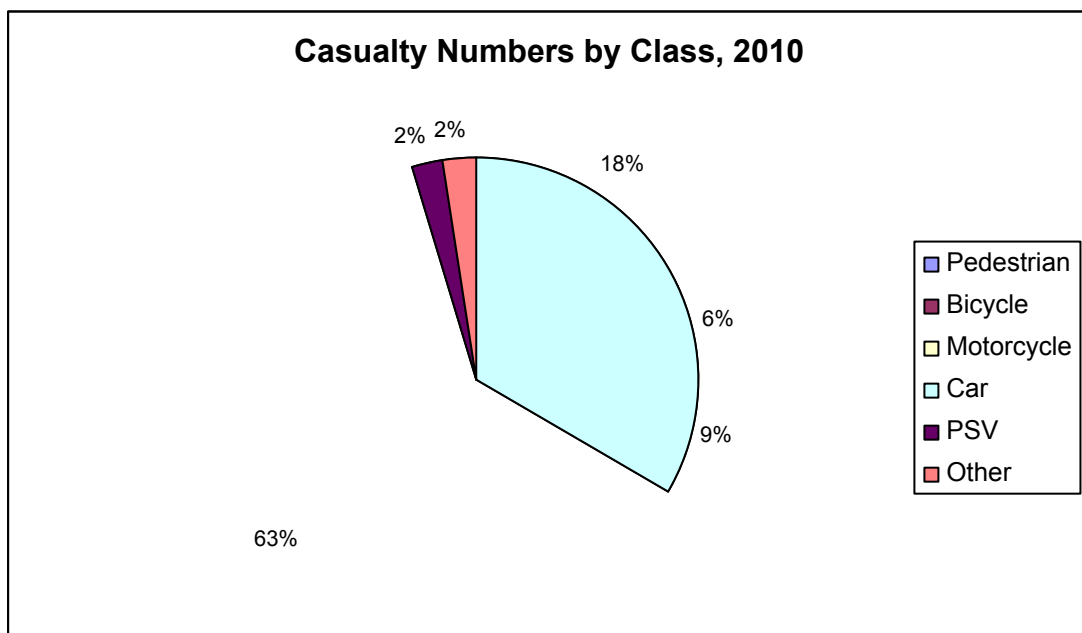
| Age Group (years) | Casualty Numbers |
|-------------------|------------------|
| Unknown | 33 |
| 0 – 4 | 13 |
| 5-9 | 32 |
| 10-15 | 53 |
| 16-19 | 84 |
| 20-29 | 175 |
| 30-39 | 98 |
| 40-49 | 106 |
| 50-59 | 59 |
| 60-69 | 37 |
| 70+ | 41 |
| Total | 731 |



3. 2010 Casualty Numbers by Class

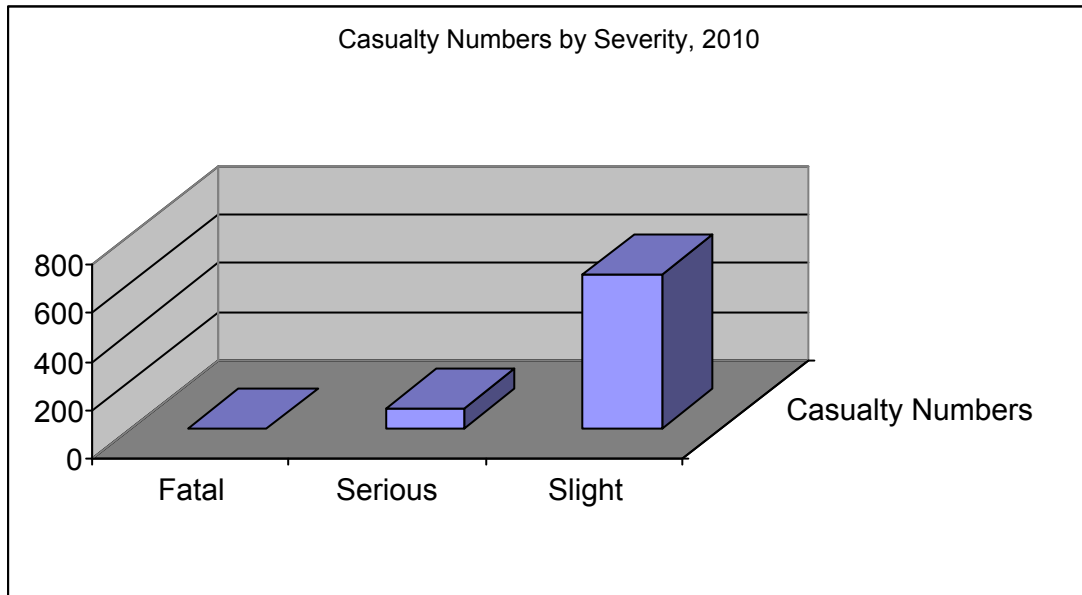
note Public Service Vehicle (PSV)

| Class | Casualty Numbers |
|------------|------------------|
| Pedestrian | 131 |
| Bicycle | 46 |
| Motorcycle | 67 |
| Car | 452 |
| PSV | 17 |
| Other | 18 |



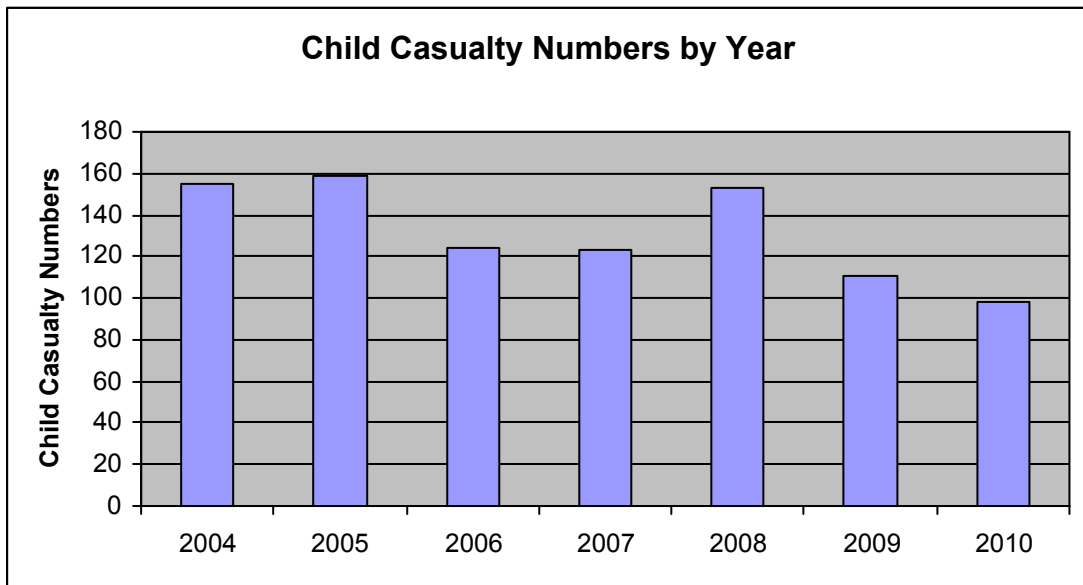
4. 2010 Casualty Numbers by Severity

| Severity | Casualty Numbers |
|----------|------------------|
| Fatal | 3 |
| Serious | 88 |
| Slight | 640 |



5. Child Casualty Numbers by Year

| Year | Child Casualty Numbers |
|------|------------------------|
| 2004 | 155 |
| 2005 | 159 |
| 2006 | 124 |
| 2007 | 123 |
| 2008 | 153 |
| 2009 | 111 |
| 2010 | 98 |



6. 2010 Child Casualty Numbers by Class

| Class | Child Casualty Numbers |
|------------|------------------------|
| Pedestrian | 58 |
| Bicycle | 9 |
| Motorcycle | 1 |
| Car | 25 |
| PSV | 2 |
| Other | 3 |

