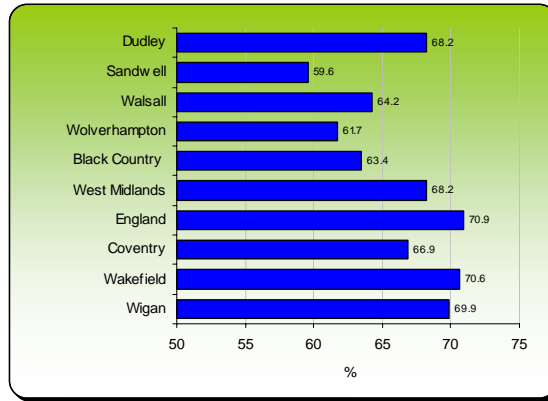


Employment

Employment Rate

- In Dudley Borough, the employment rate for working age residents for January to December 2009 was 68.2% (135,500 people) above the Black Country rate of 63.4% and equal to the rate for the West Midlands. The Borough's employment rate was 2.7% lower than the England rate (70.9%).

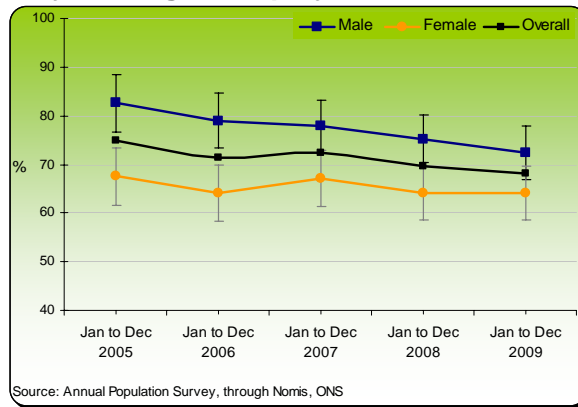
Working Age Employment Rate - January to December 2009



Source: APS, ONS

- From 2005 to 2009, the working age employment rate in Dudley Borough decreased by 6.8 percentage points from 75% to 68.2%. Over the same period, the male employment rate decreased by 10.2 percentage points from 82.6% to 72.4% whilst the female employment rate decreased by 3.6 percentage points from 67.6% to 64%.

Dudley Borough - Employment Rate - 2005-2009

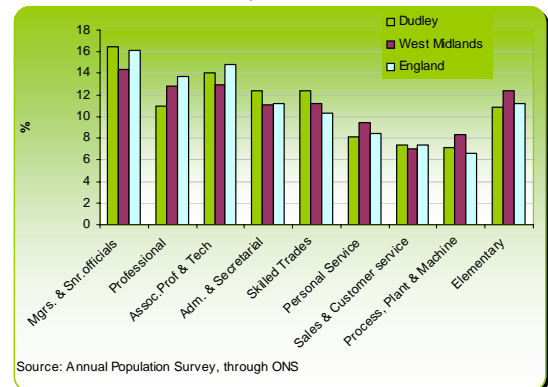


Source: Annual Population Survey, through Nomis, ONS

Employment by Occupation

- Residents employed in manager and senior official roles account for the largest proportion of those in employment (16.5%). Associate professional and technical occupations account for 14.1% of overall employment in the Borough whilst employment in both administrative and secretarial occupations and skilled trades account for 12.4%.

Employment rate by Occupation Group January - December 2009

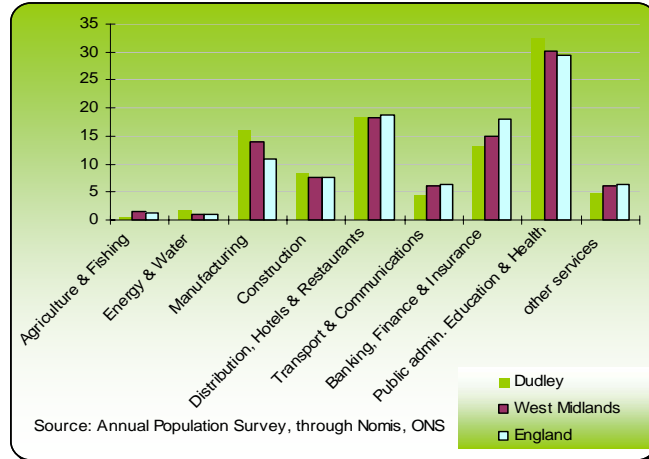


Source: Annual Population Survey, through ONS

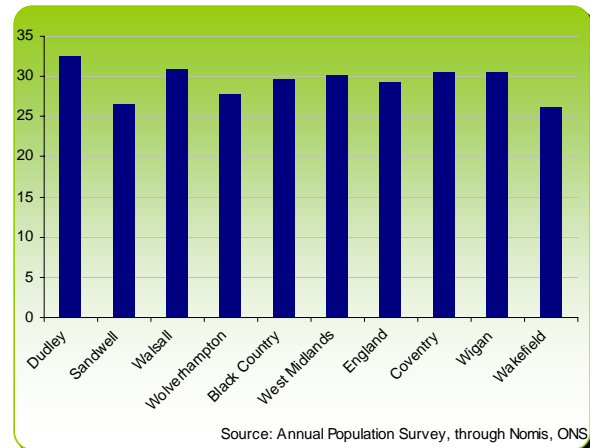
Employment by Industry

- Almost a third (32.4%) of Dudley Borough's residents are employed in the Public Administration, Education and Health sector making it the largest resident employment sector, employing almost twice the amount of people than the second highest sector, which is distribution, hotels and restaurants (18.2%). Manufacturing accounts for 15.9% of employment for residents in the Borough, which decreased from 18.3% in 2005.

**Employment of Residents of Dudley Borough by Industry
January-December 2009**



**Proportion of Employment
Public Administration, Education & Health - 2009**



- In 2009, 43,900 residents were employed in the public administration, education and health sector; higher than any of the other Black Country authorities.
- The Dudley Borough rate (32.4%) is also higher than the West Midlands rate (30.2%) and England rate (29.4%).

- In 2008, the employment rate of residents in the Borough qualified to at least Level 4 was 89.2%; higher than the Black Country (84.3%), West Midlands (86%) and England (86.2%) averages.
- The employment rate for residents qualified to Level 3 or higher was also higher in the Borough (78%) than sub-regionally (77.5%), regionally (77.3%) and nationally (77.2%).
- However, the unemployment rate for residents qualified to below Level 2 (67.1%) and those with no formal qualifications (40.1%) was lower than both the WM region and England rates.

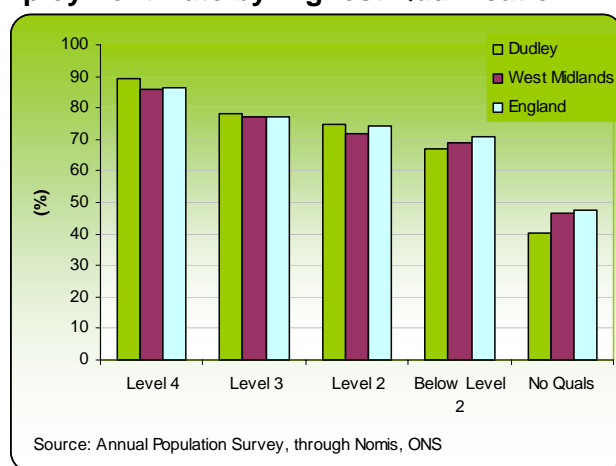
Employment Rate by Highest Qualification Level - 2008

	Level 4	Level 3	Level 2	Below Level 2	No Quals
Dudley	89.2	78	74.6	67.1	40.1
Sandwell	81.6	79.9	63.6	63.9	37.1
Walsall	81.7	73.6	69.9	72.3	49.3
Wolverhampton	82.1	67.4	69.7	58.5	47.1
The Black Country	84.3	77.5	69.3	65.7	43.4
West Midlands	86.0	77.3	71.8	69.0	46.7
England	86.2	77.2	74.2	70.9	47.6
Coventry	82.3	68.2	71.3	63.4	45
Wakefield	85.3	85.1	77.7	74.2	41.4
Wigan	88	79.3	78.1	78.6	45.2

Source: APS 2008

- The APS 2008 shows that the employment rate of those residents in the Borough qualified to Level 2 and higher is higher than the overall employment rate for the Borough. However the rate is considerably lower for those residents with low or no qualifications.

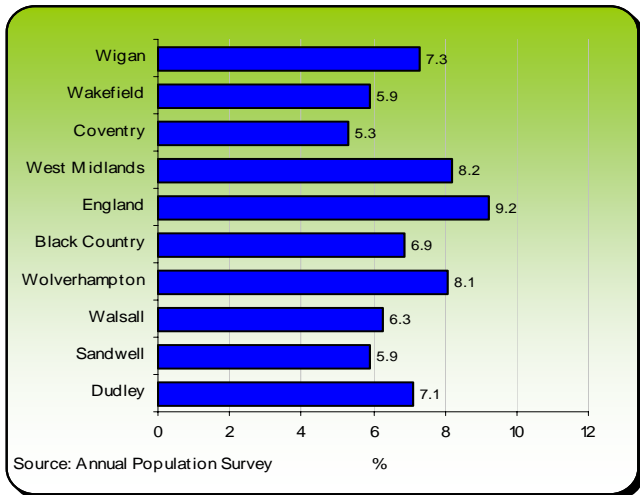
Employment Rate by Highest Qualification - 2008



Self Employment

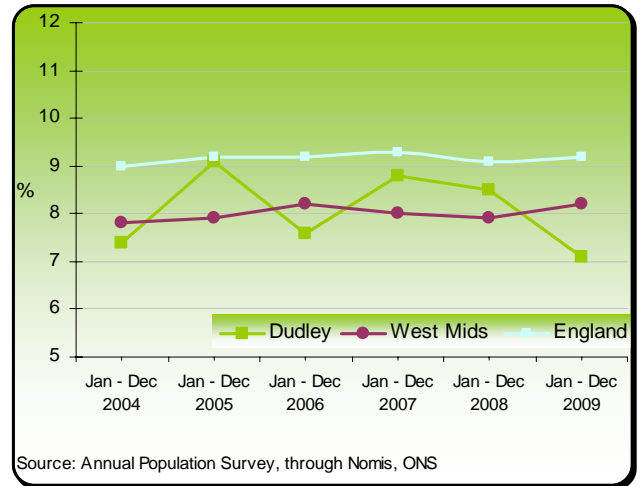
- The APS (January to December 2009), shows that 14,500 people in Dudley Borough are self employed. This equates to 7.1% of the working age population and 10.7% of employed people in the Borough.
- In comparison, the proportion of working age people who are self employed is higher both across the WM region (8.2%) and England (9.2%).
- Of those who are self employed in the Borough, 21.9% are females; lower than the WM region (26.2%) and England (29.1%).
- The proportion of working age people who are self employed decreased by 0.3 percentage points between 2004 and 2009, although the rate reached 9.1% in 2005. Over the same period, the rate in the West Midlands increased by 0.4 percentage points whilst the England rate increased by 0.2 percentage points.

Self Employment Rate January - December 2009



% based on working age population age 16-64

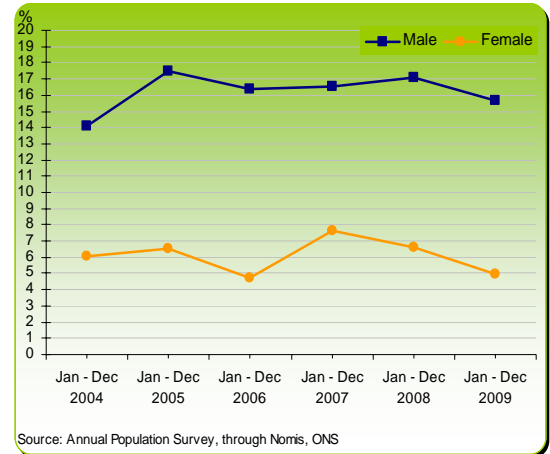
Self Employment Rate 2004-2009



% based on working age population age 16-64

- The self employment rate for males increased from 14.1% in 2004 to 15.7% in 2009. The rate for females decreased from 6.1% to 5% over the same period.
- In 2009, males accounted for 78% of self employed residents in the Borough compared with 71% nationally.

Dudley Borough - Male and Female Self Employment Rate - 2004-2009

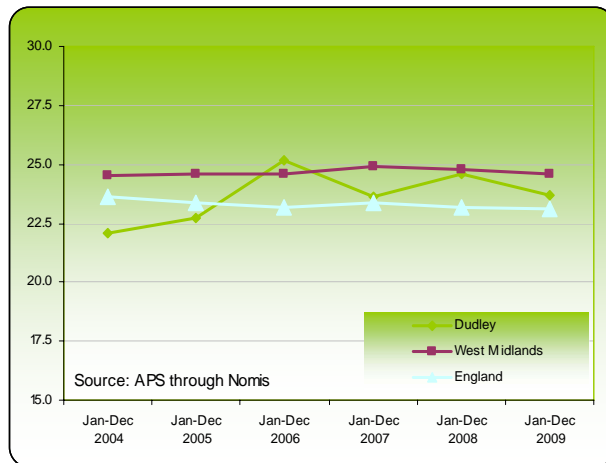


Economic Inactivity

Working Age Economic Inactivity Rate

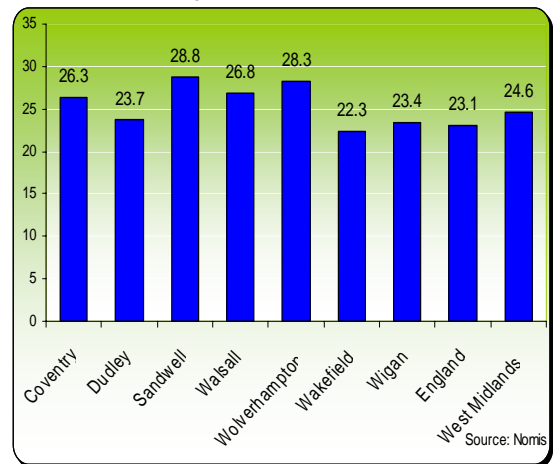
- From January to December 2009, 23.7% of working age residents in the Borough were economically inactive; lower than the rate for the West Midlands (24.6%) and slightly above the rate for England (23.1%).

Economic Inactivity Rate (Aged 16-64) - 2004-2009

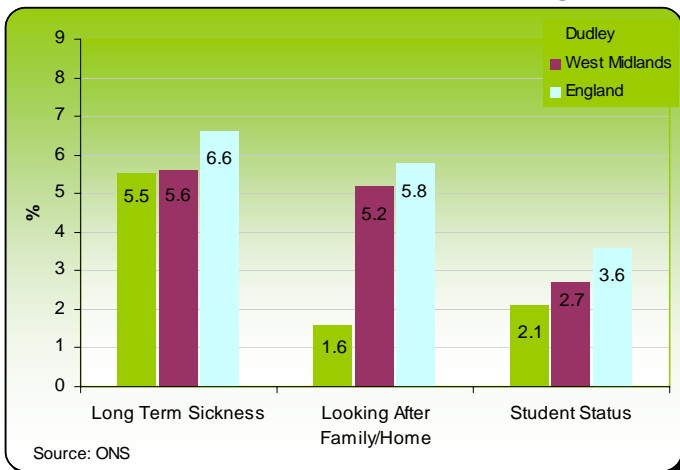


- Dudley Borough has the lowest economic inactivity rate of all the Black Country areas.
- In comparison both Wakefield (22.3%) and Wigan (23.4%) have a lower economic inactivity rate than Dudley Borough.

Economic Inactivity January to December 2009



Proportion of Economically Inactive People Wanting a Job - Reason For Not Looking

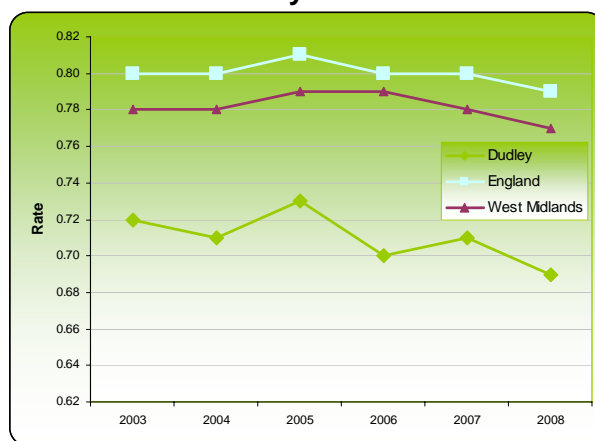


- Of those classified as economically inactive, 12.6% wanted a job, 7.8 percentage points less than the West Midlands average (22.5%).
- 5.5% of the working age population who were economically inactive and wanting a job did not look for a job because of long term sickness, compared with the England average of 6.6%, whilst 1.6% were looking after family/home (5.8% in England) and 2.1% were students (3.6% in England).

Job Density

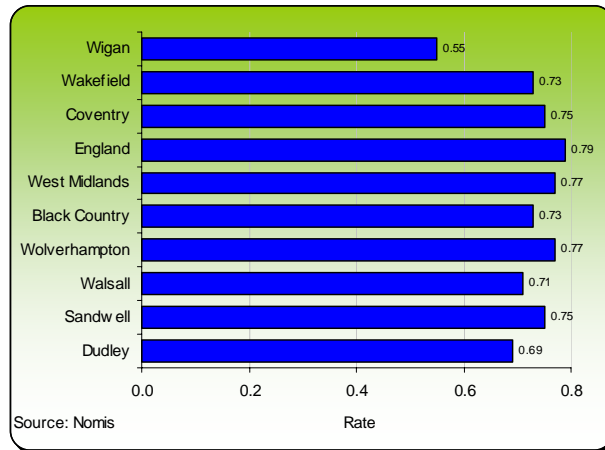
- In 2008, there were 0.69 jobs per working age resident population in Dudley Borough, compared to the WM average of 0.77 and England's average of 0.79 jobs per working age population.
- Job density in the Borough decreased slightly from 0.72 jobs per working age population in 2004.

Job Density - 2003- 2008



- In 2008, Dudley Borough had the lowest job density of the four Black Country authorities, the highest being Wolverhampton which had a rate of 0.77 jobs per working age population; slightly below the national average.

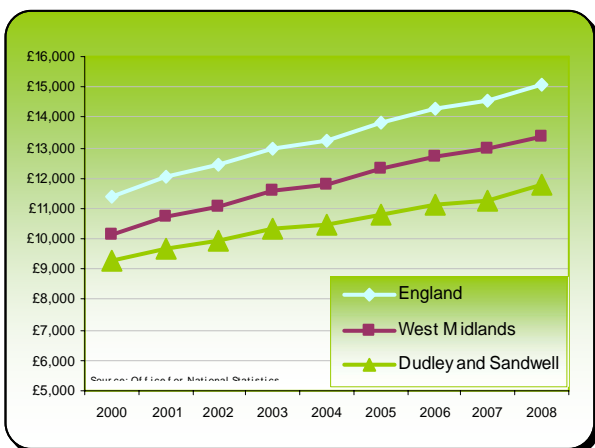
Job Density - 2008



Gross Disposable Household Income

- Household income is derived not only directly from economic activity in the form of wages and salaries and self-employment income but also through transfers such as social security benefits. It is then subject to a number of deductions such as income tax, local taxes, and contributions towards pensions and national insurance. The amount of income remaining is referred to as household disposable income - the amount people have available to spend - and it is this measure which is commonly used to analyse living standards. Gross Disposable Household Income (GDHI) for Dudley Borough is combined with Sandwell.
- In 2008, the GDHI for Dudley and Sandwell was £11,780 per head of the population. This was similar to the GDHI for Walsall and Wolverhampton and £1,557 lower than that of the WM region. In 2000, GDHI for Dudley and Sandwell was 9% lower than the regional GDHI and 18% lower than England. By 2008, this gap had increased to 12% against the region and 22% against the GDHI for England.

Headline GDHI per Head - 2000-2008



Headline GDHI per Head - 2008

